



Accelerating Search-Based Program Synthesis using Learned Probabilistic Models

Woosuk Lee

University of Pennsylvania, USA
woosuk@cis.upenn.edu

Rajeev Alur

University of Pennsylvania, USA
alur@cis.upenn.edu

Kihong Heo

University of Pennsylvania, USA
kheo@cis.upenn.edu

Mayur Naik

University of Pennsylvania, USA
mhnaik@cis.upenn.edu

Abstract

A key challenge in program synthesis concerns how to efficiently search for the desired program in the space of possible programs. We propose a general approach to accelerate search-based program synthesis by biasing the search towards likely programs. Our approach targets a standard formulation, *syntax-guided synthesis* (SyGuS), by extending the grammar of possible programs with a probabilistic model dictating the likelihood of each program. We develop a weighted search algorithm to efficiently enumerate programs in order of their likelihood. We also propose a method based on *transfer learning* that enables to effectively learn a powerful model, called *probabilistic higher order grammar*, from known solutions in a domain. We have implemented our approach in a tool called EUPHONY and evaluate it on SyGuS benchmark problems from a variety of domains. We show that EUPHONY can learn good models using easily obtainable solutions, and achieves significant performance gains over existing general-purpose as well as domain-specific synthesizers.

CCS Concepts • Computing methodologies → Transfer learning; • Software and its engineering → Domain specific languages; Programming by example;

Keywords Synthesis, Domain-specific languages, Statistical methods, Transfer learning

ACM Reference Format:

Woosuk Lee, Kihong Heo, Rajeev Alur, and Mayur Naik. 2018. Accelerating Search-Based Program Synthesis using Learned Probabilistic Models. In *Proceedings of 39th ACM SIGPLAN Conference on Programming Language Design and Implementation (PLDI'18)*.

Permission to make digital or hard copies of all or part of this work for personal or classroom use is granted without fee provided that copies are not made or distributed for profit or commercial advantage and that copies bear this notice and the full citation on the first page. Copyrights for components of this work owned by others than ACM must be honored. Abstracting with credit is permitted. To copy otherwise, or republish, to post on servers or to redistribute to lists, requires prior specific permission and/or a fee. Request permissions from permissions@acm.org.

PLDI'18, June 18–22, 2018, Philadelphia, PA, USA

© 2018 Association for Computing Machinery.

ACM ISBN 978-1-4503-5698-5/18/06...\$15.00

<https://doi.org/10.1145/3192366.3192410>

ACM, New York, NY, USA, 14 pages. <https://doi.org/10.1145/3192366.3192410>

1 Introduction

The goal of program synthesis is to automatically synthesize a program that satisfies a given high-level specification. A central challenge in program synthesis concerns how to efficiently search for the desired program in the space of possible programs. Various strategies have been proposed to address this challenge [3, 4, 12, 16, 30]. As a result, recent years have witnessed a surge of interest in applying this technology to a wide range of problems, including end-user programming [11], intelligent tutoring [25], circuit transformation [8], and program repair [18], among many others.

Despite significant strides, however, a key limitation of these strategies is that they do not bias the search towards *likely* programs. As a result, they explore many undesirable candidates in practice, which hinders their performance and limits the kinds of programs they are able to synthesize.

It is well known that desired programs contain repetitive and predictable patterns [14]. We propose a new approach to accelerate search-based program synthesis based on this observation. Our key insight is to learn a probabilistic model of programs and use it to guide the search. To this end, our approach modularly addresses two orthogonal but complementary challenges: 1) how to guide the search given a probabilistic model, and 2) how to learn a good probabilistic model. We next elaborate on each of these challenges.

To address the first challenge, we target a standard formulation, *syntax-guided synthesis* (SyGuS) [3], that has established various synthesis benchmarks through annual competitions. SyGuS employs a context-free grammar to describe the space of possible programs. We extend the grammar with a probabilistic model that determines the likelihood of each program. We reduce the problem of enumerating programs by likelihood to the problem of enumerating target nodes by shortest distance from a source node in an infinite weighted graph. We solve the resulting problem efficiently using A^* search [13]. While A^* is significantly faster than other path finding algorithms, however, it requires a good cost-estimating *heuristic* to guide its search. We show how

to automatically derive such a heuristic for a given grammar and probabilistic model. Our algorithm supports a wide range of probabilistic models, including n-gram [2], probabilistic context-free grammar [19], probabilistic higher-order grammar [6], a log-bilinear model [1], a decision tree model [26], and a neural network [5].

To address the second challenge, we target *probabilistic higher order grammars* (PHOG) [6], a powerful probabilistic model that generalizes probabilistic context-free grammars by allowing conditioning of each production rule beyond the parent non-terminal. It thereby allows capturing rich contexts to effectively distinguish likely programs from unlikely ones. We learn the model from known solutions of synthesis problems that were solved by existing techniques. A direct application, however, suffers from overfitting the model to specifications in those synthesis problems. We propose a novel learning method inspired by *transfer learning* [21, 22] to learn the model from features of specifications. The features are provided by a domain expert and are akin to domain knowledge used to guide synthesis in existing techniques, such as features of input-output examples [19] or abstract semantics of programs [31].

We implemented our approach in a tool called *EUPHONY* that we built atop *EUSOLVER* [4], an open-source state-of-the-art search-based synthesizer. We evaluate *EUPHONY* on 1,167 benchmark problems from three widely applicable domains: string manipulation (end-user programming problems), bit-vector manipulation (efficient low-level algorithms), and circuit transformation (attack-resistant crypto circuits). For each of these domains, we observe that it suffices to train *EUPHONY* using easily obtainable solutions—those that can be generated by *EUSOLVER* in under 10 minutes. These solutions comprise 762 (~ 65%) of our benchmark problems.

The trained *EUPHONY* is able to solve 236 new problems in 11 minutes on average per problem, compared to only 87 by *EUSOLVER* using 29 minutes on average. *EUSOLVER* fails to solve the remaining problems even after 6 hours—a consequence of the fact that the search space grows exponentially with program size, despite the use of powerful techniques to optimize the search (see Section 3.4). We also compare *EUPHONY* to *FLASHFILL* [11], a synthesizer tailored to the string manipulation domain that is shipped with Microsoft PowerShell. *EUPHONY* outperforms *FLASHFILL* on 20 out of 22 synthesis problems and is 10x faster on average. *EUPHONY* thus provides significant performance gains that are complementary to those achieved by existing general-purpose and domain-specific synthesizers.

We summarize the main contributions of our work:

- A general approach to accelerate search-based program synthesis by using a probabilistic model to guide the search towards likely programs. It targets the widely-used SyGuS formulation and supports a wide range of models.

Table 1. Enumeration using an unguided search.

Iter.	Enumerated programs	Counterex.
1	$\boxed{"."}$	"."
2	$\boxed{".", "-"}, x, \underbrace{".", "-"}_{\text{size 1}}, \underbrace{".", "-", \dots}_{\text{size 3}}, \boxed{".", "+"}$	"308-916"
3	$\boxed{".", "-"}, x, \dots, x + \boxed{".", \text{Rep}(x, \dots, "-")}, \boxed{\text{Rep}(x, \dots, \dots)}$	

- A method based on transfer learning that enables to learn a powerful model called probabilistic higher order grammar (PHOG) from known solutions without overfitting.
- Implementation atop an open-source tool and evaluation on benchmark problems from a variety of widely applicable domains. The results demonstrate significant performance gains over existing synthesis techniques.

2 Overview

We illustrate our approach on the problem of synthesizing a certain string transformation program. The desired program is a function f that takes as input a string denoted x and outputs a string with each hyphen in x replaced by a dot.

We formulate this problem as an instance of the *syntax-guided synthesis* (SyGuS) problem [3]. The formulation comprises a *syntactic specification*, in the form of a context-free grammar that constrains the space of possible programs, and a *semantic specification*, in the form of a logical formula which defines a correctness condition that f must satisfy. The syntactic specification for f is the grammar:

$$S \rightarrow x \mid "-" \mid "." \mid S + S \mid \text{Rep}(S, S, S) \quad (1)$$

where S is the start symbol, $+$ is the string concatenation operator, and $\text{Rep}(s, t_1, t_2)$ is a new string where each occurrence of substring t_1 in s is replaced by string t_2 . The semantic specification for f follows the *programming by example* (PBE) paradigm and comprises input-output examples given as a logical formula:¹

$$f("-.") = ".." \wedge f("308-916") = "308.916" \wedge f("1") = "1" \quad (2)$$

A solution to this synthesis problem is $\text{Rep}(x, "-", ".")$.

We next illustrate how a typical search-based synthesizer finds this solution using the *CEGIS* procedure that combines a search algorithm with a verification oracle. It maintains a finite set of program inputs **pts** that is initially empty. In each iteration, it searches for a candidate program that is correct on the inputs in **pts**, and verifies the correctness of the program according to the given semantic specification. If correct, it returns the program; otherwise, it adds new counterexample inputs to **pts** and repeats the process. The overall performance of this procedure depends heavily on the search algorithm it uses to find candidate programs.

¹Our approach is also applicable to SyGuS instances that use semantic specification $\forall x : \dots$ instead of input-output examples; we evaluate it on both kinds of synthesis problems.

Table 2. Enumeration using our weighted search.

Iter.	Enumerated programs	Counterex.
1	$x + \text{"."}$	"-."
2	$x + \text{"."}, x + \text{"-"}, \dots, \text{Rep}(x, \text{"-"}, \text{"."})$	

Table 1 shows an execution of a state-of-the-art such algorithm [30] on our example problem. It enumerates programs generated by the given grammar in order of size. We step through its execution of the CEGIS iterations.

In the first iteration, the candidate program proposed is the first program that is generated, the expression "." , because **pts** is empty. Checking the correctness of this program with respect to specification 2 yields a counterexample input "-." , since the output of expression "." on this input does not match the desired output ".." . As a result, **pts** becomes $\{\text{"-."}\}$.

In the second iteration, the algorithm first enumerates all expressions of size 1. Since none of them are correct on **pts**, it proceeds to enumerate expressions of size 3 (there are no expressions of size 2). Finally, the algorithm reaches the expression $\text{"."} + \text{"."}$ which is correct on **pts**. However, it still fails to verify and yields counterexample input "308-916" (because the desired output is "308.916" whereas the output is ".."). As a result, **pts** becomes $\{\text{"-."}, \text{"308-916"}\}$.

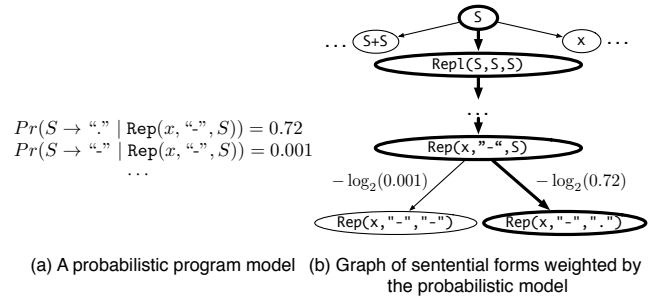
In the third iteration, the algorithm eventually finds the desired program $\text{Rep}(x, \text{"-"}, \text{"."})$, which is correct on with respect to the given specification.

In general, the number of programs enumerated by the above algorithm grows exponentially in program size, despite a powerful optimization to avoid enumerating unnecessary programs that are equivalent under inputs in **pts**. Our main hypothesis is that existing search-based synthesizers suffer this limitation because they assume that all possible programs are equally likely. For example, $\text{"."} + \text{"."}$ explored in the second iteration above is an unlikely program.

Our main idea is to guide the search towards *likely* programs. We propose a weighted enumerative algorithm to achieve this objective. Table 2 depicts an execution of this algorithm on our example. Our algorithm is essentially the same as the existing enumerative algorithm except that it enumerates programs in order of *likelihood* instead of size. Therefore, instead of enumerating all the smallest expressions (e.g., "." , $\text{"-"}, x$), it first proposes $x + \text{"."}$, which is found only in the third iteration by the existing enumerative search. In the next iteration, it quickly finds the solution because it avoids enumerating many unlikely programs (e.g., $\text{"."} + \text{"."}$).

2.1 A* Search for Weighted Enumeration

The first key contribution of our approach is an efficient algorithm based on A* search to enumerate programs in order of decreasing probability. The algorithm is applicable to a wide range of statistical program models, characterized in Section 3. Figure 1(a) depicts one such model called PCFG for the CFG of our synthesis problem, shown in (1). The



(a) A probabilistic program model (b) Graph of sentential forms weighted by the probabilistic model

Figure 1. Graph of sentential forms derived from a PCFG.

model takes a current non-empty sequence of terminal/non-terminal symbols (i.e., a sentential form) and returns a probability for each production rule. For example, the probability of the production rule $S \rightarrow \text{"."}$ is 0.72 when the current sentential form is $\text{Rep}(x, \text{"-"}, S)$.

Our algorithm conceptually works on a directed weighted graph—constructed on demand—of sentential forms derived from the given model. An example such graph for the PCFG model above is shown in Figure 1(b). Each node of the graph represents a sentential form that can be derived from the start symbol S of the grammar. Each directed edge $s_i \rightarrow s_j$ means that s_i expands to s_j by applying a production rule to the leftmost non-terminal symbol in s_i . Each edge is associated with a real-valued weight which is the negative log probability of its corresponding production rule provided by the given model. The sum of the weights on a path from S to a goal node is the negative log probability of the corresponding program. Then, enumerating programs in order of decreasing probability corresponds to enumerating goal nodes by shortest (weighted) distance from the source node.

A straightforward way to perform this enumeration is to employ uniform cost search algorithms such as Dijkstra’s algorithm. This algorithm repeatedly chooses the next node that is at the least distance from the start node until a solution is found. Since the least-distance path is always the one chosen for an extension, it is guaranteed to enumerate goal nodes in order of increasing distance (i.e., decreasing probability). However, as our evaluation in Section 5 shows, uniform cost search performs poorly in practice by expanding a huge number of paths before reaching the solution node.

We address this problem by employing A* search [13] instead of uniform cost search. A* significantly improves upon uniform cost search by first expanding nodes that appear to lead to the next closest goal node. It identifies such nodes by using not only their (known) distance from the start node but also an estimate of their (unknown) distance to the closest goal node. The more accurate this estimate, the smaller the number of nodes expanded by A*, and is typically a small fraction of that explored by uniform cost search. We show how to obtain accurate estimates in Section 3.3.

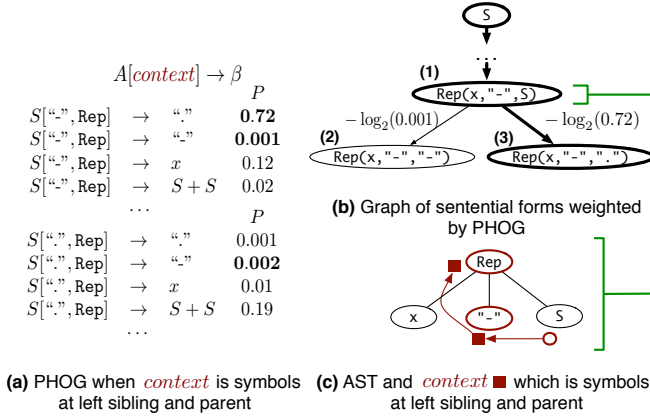


Figure 2. Graph of sentential forms derived from a PHOG.

2.2 Transfer Learning for PHOG

The second key contribution is a new learning method based on a state-of-the-art probabilistic model called probabilistic higher-order grammar (PHOG) [6]. Figure 2(a) depicts a PHOG for the original CFG. It allows the non-terminal symbol on the left side of each production rule to be parameterized by a *context* that captures contextual information around a production position. The *context* is a list of terminal/non-terminal symbols that can be collected from the abstract syntax tree (AST) of a sentential form.

A PHOG can be learned from known solutions of synthesis problems that were solved by existing techniques. In this example, we assume that a learner (detailed in Section 4) infers that the symbols at the left sibling and the parent of a production position provide meaningful information. In Figure 2(c), arrows \nearrow show the movement over the AST that leads to computing the context. The obtained context is $[".", \text{Rep}]$, and the probability of the production rule $S \rightarrow "."$ is 0.72. Therefore, the edge from (1) to (3) has weight $-\log_2(0.72) = 0.47$. Under that same context, the probability of the production rule $S \rightarrow "-"$ is 0.01. Therefore, the edge from (1) to (2) has weight $-\log_2(0.001) = 9.97$. Note that now we avoid enumerating node (2) because the solution node (3) is explored first as it is closer to the start node.

However, blindly using PHOGs for guiding synthesis hinders their performance, because of the problem of overfitting. Consider another synthesis problem of finding a function f following a semantic specification comprising input-output examples as follows:

$$f("12.31") = "12-31" \wedge f("01.07") = "01-07". \quad (3)$$

The syntactic specification is the same as before. Suppose we use the PHOG in Figure 2(b) to guide the search towards the desired solution: $\text{Rep}(x, ".", "-")$, which is the inverse of the previous solution $\text{Rep}(x, "-", ".")$. Let us assume that we are in the middle of the search, and a current sentential form $\text{Rep}(x, ".", S)$. We explain how we encounter overfitting in this situation. Note that the context is $[".", \text{Rep}]$, the symbols at the left sibling and the parent of the non-terminal symbol

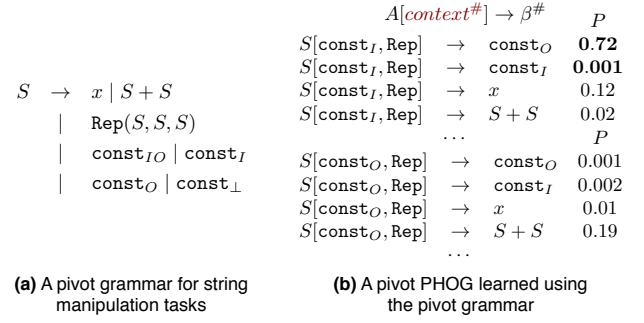


Figure 3. PHOG learned using our transfer learning method.

S , respectively. To reach the solution, the production rule $S \rightarrow "-"$ should be applied to the current sentential form. However, since the probability of the rule conditioned by the context is small ($P(S[".", \text{Rep}] \rightarrow "-") = 0.002$) compared to the other rules, the search will not be guided toward it.

To solve this problem, we introduce a new learning method inspired by *transfer learning* [21, 22], that enables PHOGs to generalize well across synthesis problems whose solutions have different probability distributions. Our key idea is to design a *feature map* that transforms sentences both in the training and testing data into a common feature space. In this example, we assume a feature map that transforms the original constant symbols into featured terminal symbols representing certain types of constant strings. Let I and O be sets of strings that appear as input examples and output examples in the semantic specification, respectively. Consider the following categories of all possible constant strings:

- const_{IO} represents the set of substrings of all the strings in $I \cap O$
- const_I represents the set of substrings of the strings in I
- const_O represents the set of substrings of the strings in O
- const_\perp represents all the remaining strings.

In the training phase, we learn a PHOG of a *pivot* grammar that uses the above symbols instead of the constant strings. The pivot grammar is depicted in Figure 3(a). In contrast to learning the previous PHOG that only requires the syntax of solutions of other existing synthesis problems, we need semantic specifications as well for training. Using a corresponding semantic specification, each existing solution can be transformed into one in which the original constant symbols are replaced with the above symbols. For example, the solution $\text{Rep}(x, "-", ".")$ can be transformed into $\text{Rep}(x, \text{const}_I, \text{const}_O)$ since $"-"$ and $"."$ appear in the input and output examples depicted in (2), respectively. Using the transformed programs, we learn a PHOG depicted in Figure 3(b), which we call a *pivot* PHOG.

Returning to the overfitting problem, we can guide the search appropriately using the pivot PHOG. The current sentential form $\text{Rep}(x, ".", S)$ is transformed into $\text{Rep}(x, \text{const}_I, S)$ since the string $"."$ appears in the input examples in (3).

The context, comprising symbols at the left sibling and parent of S in the AST of the transformed sentential form, is $[\text{const}_I, \text{Rep}]$. Now the probability of the production rule $S \rightarrow \text{"-"}$ is assigned the probability of $S[\text{const}_I, \text{Rep}] \rightarrow \text{const}_O$ since "-" appears in the output examples. Now that the assigned probability is higher than that of the other production rules, the search is guided toward the solution.

The rest of the paper is organized as follows. Section 3 presents our weighted search algorithm. Section 4 describes how a PHOG is learned from training data. Section 5 presents our experimental results. Section 6 discusses related work and Section 7 concludes.

3 Weighted Search Algorithm

In this section, we describe our weighted search algorithm based on A^* search. We first formulate our problem of guiding search-based synthesis using the CEGIS procedure with a probabilistic program model. We then present a basic algorithm that prioritizes likely solution candidates. Lastly, we extend it with two orthogonal optimizations that are widely used by existing search strategies.

3.1 Preliminaries

Context-free Grammar. A context-free grammar G is a quadruple $\langle N, \Sigma, R, S \rangle$ where N is a finite set of nonterminal symbols, Σ is a finite set of terminal symbols, R is a finite subset of $N \times (N \cup \Sigma)^*$ where each member (A, β) is called a production and is written as $A \rightarrow \beta$, and S is the start symbol in N . A sequence of non-terminal and terminal symbols in $(N \cup \Sigma)^*$ is called a sentential form. Throughout the paper, for brevity, we only consider leftmost derivations, that is, derivations in which productions are always applied to the leftmost non-terminal symbol. Furthermore, we assume the grammar is unambiguous in the sense that for all sentences, there exists a unique leftmost derivation.

Syntax-Guided Synthesis. The syntax-guided synthesis problem [3] is to find a program P that implements a desired specification Φ . Programs are written in a language \mathbb{P} described by a context-free grammar G , and specification in a decidable theory \mathcal{T} . We assign a deterministic semantics $\llbracket P \rrbracket$ to each program $P \in \mathbb{P} = L(G)$. A specification is a formula $\Phi(x, \llbracket P \rrbracket(x))$ in theory \mathcal{T} that relates program inputs to outputs. Given a specification Φ , the program synthesis task is to find a program $P \in \mathbb{P}$ such that the formula $\forall x. \Phi(x, \llbracket P \rrbracket(x))$ is valid modulo \mathcal{T} .

3.2 CEGIS with Guided Search

Our synthesis problem is the same as the syntax-guided synthesis problem except that a statistical program model is given instead of a CFG, which is defined as follows.

Statistical Program Model. A statistical program model $G_q = \langle G, C, p, q \rangle$ of a context-free grammar G is a probability distribution over programs in a language generated by G

Algorithm 1 CEGIS with Guided Search

```

Function CEGIS( $G_q, \Phi$ )
1: pts :=  $\emptyset$ 
2: repeat
3:    $P := \text{WEIGHTED\_SEARCH}(G_q, \mathbf{pts}, \Phi)$ 
4:    $cex := \text{VERIFY}(P, \Phi)$ 
5:   if  $cex = \perp$  then
6:     return  $P$ 
7:   end if
8:    $\mathbf{pts} := \mathbf{pts} \cup \{cex\}$ 
9: until false

```

where C is a finite *conditioning* set, p is a function of type $(N \cup \Sigma)^* \rightarrow C$, and $q : R \times C \rightarrow \mathbb{R}^+$ scores rules such that they form a probability distribution, i.e., $\forall A \in N, c \in C. \sum_{A \rightarrow \beta \in R} q(A \rightarrow \beta | c) = 1$. In other words, the context can be computed by applying the function p on a current sentential form, and it allows conditioning the expansion of a next production rule associated with a probability.

The function q allows assessing the probability of a given program. Suppose G is unambiguous and $S(= s_0) \Rightarrow s_1 \Rightarrow \dots \Rightarrow P(= s_n)$ is a unique derivation of a program P where r_0, \dots, r_{n-1} are the rules applied at each step. Then, the probability of a program P under a statistical program model G_q is defined to be $Pr(G_q, P) = \prod_{i=0}^{n-1} q(r_i | p(s_i))$. This form of probabilistic models is general enough to capture various statistical program models such as n-grams [2], PCFG [19], PHOG [6], and a neural network-based model [5].

Algorithm 1 depicts the CEGIS procedure with a slight difference. Instead of a CFG, the algorithm takes a statistical program model G_q , which is used to guide the search. In each iteration, the algorithm calls the `WEIGHTED_SEARCH` procedure which returns the next element correct on \mathbf{pts} from \mathbb{P} (line 3). Then the result expression P is verified by the `VERIFY` procedure (line 4). If the expression P satisfies the specification Φ , it is returned (line 6). Otherwise, a counterexample input point cex (i.e., an input on which P is incorrect) is picked and added to the set of points \mathbf{pts} (line 8), and the process is repeated.

Let σ be a (possibly infinite) sequence of candidate solutions generated by `WEIGHTED_SEARCH` at each iteration, and \mathbf{pts}_i the set of inputs in the i -th iteration. `WEIGHTED_SEARCH` should satisfy three criteria:

- *Prioritization* : $\forall i \leq j. Pr(G_q, \sigma_i) \geq Pr(G_q, \sigma_j)$.
- *Correctness* : $\forall i. \forall x \in \mathbf{pts}_i. \Phi(x, \llbracket \sigma_i \rrbracket(x))$
- *Completeness* : $\exists P \in \mathbb{P}. \forall x. \Phi(x, \llbracket P \rrbracket(x)) \implies \forall x. \Phi(x, \llbracket \sigma_{\downarrow} \rrbracket(x))$.

where σ_{\downarrow} denotes the last element of σ . In other words, a desirable procedure should generate candidates in order of likelihood and eventually find a solution if one exists.

3.3 Weighted Enumerative Search

In this section, we present an instance of the abstract procedure `WEIGHTED_SEARCH` used in Algorithm 1. We call the

instance weighted enumerative search. Let us begin by introducing necessary notations.

3.3.1 Notations

A weighted directed graph consists of a set of vertices and a set of edges with real-valued weights. An edge from p to q with a label X is denoted $p \xrightarrow{X} q$. A path $p \xrightarrow{Y} q$ is a sequence of vertices and edges leading from p to q with a sequence Y of labels on the edges. Each edge has the associated cost. Letters A, B denote non-terminal symbols, letters a, b denote terminal symbols, and letters α, β denote sentential forms. Our weighted enumerative algorithm operates on a weighted directed graph of sentential forms defined as follows:

Definition 3.1 (Derivation Graph of Sentential Forms). Given a statistical program model $G_q = \langle G, C, p, q \rangle$ where $G = \langle N, \Sigma, S, R \rangle$, a graph $\mathcal{G}(G_q)$ is a weighted directed labeled graph $\langle \mathcal{N}, \mathcal{E} \rangle$ where $\mathcal{N} \subseteq (N \cup \Sigma)^*$, $\mathcal{E} \subseteq \mathcal{N} \times N \times R$, and $w : \mathcal{E} \rightarrow \mathbb{R}^+ \cup \{\infty\}$ defined as follows:

$$\mathcal{E} = \{ \alpha A \gamma \xrightarrow{A \rightarrow \beta} \alpha \beta \gamma \mid A \rightarrow \beta \in R, \alpha \in \Sigma^*, \beta, \gamma \in (N \cup \Sigma)^* \}$$

$$w(n_1 \xrightarrow{A \rightarrow \beta} n_2) = \begin{cases} -\log_2 q(A \rightarrow \beta \mid p(n_1)) & (q(A \rightarrow \beta \mid p(n_1)) \neq 0) \\ \infty & (\text{otherwise}) \end{cases}$$

The graph has a start node S and (possibly) infinitely many goal nodes, which are all the programs in \mathbb{P} .

3.3.2 A* based Search

We use A* search [13] over the derivation graph of sentential forms. A* is a best-first graph search algorithm. It expands nodes that appear to lead to the next closest goal node. It identifies such nodes n by using not only their (known) distance $f(n)$ from the start node but also an estimate $g(n)$ of their (unknown) distance to the closest goal node. Using $f(n) + g(n)$ as the estimated least distance from the start node to the closest goal node from n , the algorithm repeatedly chooses the next node n' whose $f(n') + g(n')$ is minimum. It always finds the shortest path from the start node to a goal node when such a path exists if $g(n)$ never overestimates the actual distance $g^*(n)$ to the closest goal node, i.e., $g(n) \leq g^*(n)$. The function g is called the *heuristic function*.

Algorithm 2 depicts our algorithm. Not only the inputs required by the abstract procedure WEIGHTED_SEARCH, but also a heuristic function g is provided as input to the algorithm. For a given statistical program model, the heuristic function can be automatically derived once and for all, and it is used throughout the search. How to derive such a function will be described in the following Section 3.3.3. Also, note that the derivation graph of sentential forms is not explicitly constructed and then traversed, but built on the fly.

We detail the algorithm next. The priority queue maintained throughout the search is initialized at line 1. The queue contains triples of a sentential form n , the shortest distance from the start node to n , and a guessed distance from n to the closest goal node. At every iteration of the loop, most

Algorithm 2 Weighted Enumerative Search

Function WEIGHTED_SEARCH $_e(G_q, \mathbf{pts}, \Phi, g)$
 // g is a heuristic function described in Section 3.3.3.

- 1: $Q := \{(S, 0, g(S))\}$
- 2: **while** Q is not empty **do**
- 3: remove (n, c_f, c_g) whose $c_f + c_g$ is minimal from Q .
- 4: **if** $n \in \Sigma^* \wedge \forall x \in \mathbf{pts}. \Phi(x, \llbracket n \rrbracket(x))$ **then**
- 5: **return** n
- 6: **end if**
- 7: **for all** n' s.t. $n \xrightarrow{r} n'$ **do**
- 8: insert $(n', c_f + w(n \xrightarrow{r} n'), g(n'))$ into Q
- 9: **end for**
- 10: **for all** $\langle (n, c_f, c_g), (n', c'_f, c'_g) \rangle \in Q \times Q$ **do**
- 11: **if** $n \approx_{\mathbf{pts}} n' \wedge c_f + c_g > c'_f + c'_g$ **then**
- 12: remove (n, c_f, c_g) from Q
- 13: **end if**
- 14: **end for**
- 15: **end while**

promising sentential form n is picked from the queue (line 3). If n is a correct sentence (i.e., a program) with respect to \mathbf{pts} , it is returned (lines 4-5). Otherwise, we continue the search. The neighborhoods of n are expanded and added into the queue and the distances are updated (lines 7-9). As an optimization that will be described in Section 3.4, we remove *redundant* sentential forms from the queue by applying the notion of *equivalence classes of sentential forms* to abstract the search space (lines 10-14).

In the rest of this section, we explain how to obtain the function g and how to apply the notion of equivalence classes.

3.3.3 Heuristic Function

Ideally, we can achieve the best performance (in terms of expanded nodes) if we use the exact distance $g^*(n)$ for each node n , formally: $g^*(n) = \min_{s \in \Sigma^*, n \xrightarrow{r} s} w(n \xrightarrow{r} s)$ where $w(n \xrightarrow{r} s)$ is the sum of the weights associated with the edges on the path $n \xrightarrow{r} s$. However, it is infeasible to compute $g^*(n)$ because there are possibly infinitely many goal nodes reachable from n and we cannot evaluate all of them. Instead, we use an underapproximation g of g^* . Intuitively, we compute guessed future distances without considering contexts that will condition future productions. The function g is defined as:

$$g(n) = \begin{cases} 0 & (n \in \Sigma^*) \\ -\sum_{n_i \in N} \log_2 h(n_i) & (\text{otherwise}) \end{cases}$$

where n_i refers to the i -th symbol in the sentential form n . If a given node is a sentence, then g returns 0 because we have already reached a goal node. Otherwise, for each non-terminal symbol in n , we compute a guessed distance to the closest goal node reachable from n using a function h , and then we sum up the computed values. For a non-terminal symbol $A \in N$, $h(A)$ refers to an upper bound of

the probabilities of expressions that can be derived from A . For all $A \in N$, $h(A)$ should satisfy the following:

$$\forall A \in N. h(A) = \max_{A \rightarrow \beta \in R, c \in C} \left(q(A \rightarrow \beta | c) \times \prod_{\beta_i \in N} h(\beta_i) \right).$$

The function h can be obtained by the following steps: i) start with $h(A) = 0$ for all $A \in N$; ii) repeatedly update h using the above equation until saturation. Note that i) the conditioning set C should be finite to do the above fixpoint computation, and ii) we can arbitrarily choose any non-terminal at each iteration. After a finite number of iterations, the estimate h always converges.

Example 3.2. Consider the following PCFG in which each production rule is associated with a probability.

$$S \rightarrow aSb \quad (0.9) \quad S \rightarrow c \quad (0.1)$$

where a, b , and c are terminal symbols. At the beginning, $h(S)$ is set to be 0. At the 1st iteration, $h(S) = \max(0.9 \times 0, 0.1) = 0.1$. At the 2nd iteration, $h(S) = \max(0.9 \times 0.1, 0.1) = 0.1$. It converges in two iterations.

To conclude, our heuristic function g always underestimates the exact future distances.

Theorem 3.3. $\forall n \in (N \cup \Sigma)^*. g(n) \leq g^*(n)$.

3.4 Optimizations

In this section, we illustrate how to incorporate two powerful orthogonal optimization techniques employed by the existing search strategies into the basic algorithm.

3.4.1 Pruning with Equivalence Classes

We further improve the search efficiency via the notion of the equivalence class of sentential forms, which is an extended notion of the equivalence classes of programs used in the existing enumerative search strategy.

Definition 3.4 (Equivalence of sentential forms). For a given derivation graph of sentential forms $\mathcal{G}(G_q)$ and a set of inputs \mathbf{pts} , two sentential forms $n_i, n_j \in (N \cup \Sigma)^*$ are equivalent modulo \mathbf{pts} (denoted $n_i \sim_{\mathbf{pts}} n_j$) if all pairs of programs (P_i, P_j) derivable from n_i and n_j respectively have the same input-output behavior with respect to \mathbf{pts} , formally:

$$\forall P_i, P_j \in \mathbb{P}, x \in \mathbf{pts}. n_i \xrightarrow{r} P_i \wedge n_j \xrightarrow{r} P_j \implies \llbracket P_i \rrbracket(x) = \llbracket P_j \rrbracket(x).$$

Computing the above equivalence relation is infeasible in general because there may be infinitely many programs reachable from given sentential forms. We instead use the following relation.

Definition 3.5 (Weak equivalence of sentential forms). For a given graph of sentential forms $\mathcal{G}(G_q)$ and a set of inputs \mathbf{pts} , two sentential forms $n_i, n_j \in (N \cup \Sigma)^*$ are equivalent modulo \mathbf{pts} (denoted $n_i \approx_{\mathbf{pts}} n_j$) iff $n_i = n_j$ or

$$\exists P_i, P_j \in \mathbb{P}. P_i < n_i, P_j < n_j, \forall x \in \mathbf{pts}. \llbracket P_i \rrbracket(x) = \llbracket P_j \rrbracket(x) \\ n_i[P_i/\epsilon] \approx_{\mathbf{pts}} n_j[P_j/\epsilon]$$

where $<$ denotes the subsequence relation.

Example 3.6. Consider the second CEGIS iteration of the weighted enumeration described in Table 2 where $\mathbf{pts} = \{“-.”\}$. Suppose we have two sentential forms $n_1 = (“-” + “.”) + S$ and $n_2 = x + S$ along with their costs in the priority queue during the search. Then, $n_1 \approx_{\mathbf{pts}} n_2$ holds and we can remove either n_1 or n_2 from the priority queue for the following reason. Let $P_1 = (“-” + “.”)$ and $P_2 = x$. Then, $P_1 < n_1$ and $P_2 < n_2$. In addition, $\llbracket P_1 \rrbracket(“-.”) = \llbracket P_2 \rrbracket(“-.”) = “-.”$. Also, $n_1[P_1/\epsilon] \approx_{\mathbf{pts}} n_2[P_2/\epsilon]$ because $n_1[P_1/\epsilon] = n_2[P_2/\epsilon] = +S$. Therefore, $n_1 \approx_{\mathbf{pts}} n_2$.

The relation is sound in the following sense.

Theorem 3.7. $\forall \mathbf{pts}. n_i \approx_{\mathbf{pts}} n_j \implies n_i \sim_{\mathbf{pts}} n_j$

We detail the lines 10-14 in Algorithm 2. We group multiple sentential forms together to abstract search space. For each equivalence class, only a *representative* that has the highest probability is maintained in the queue (line 11). If any two sentential forms n and n' are equivalent, we remove one of the smaller scores from the queue to avoid exploring all paths reachable from that node. In the implementation, in order to save computation, we maintain a map that keeps track of the representatives of equivalence. This map let us avoiding redundant comparisons between sentential forms.

Theorem 3.8. For a given synthesis problem, assuming \mathbb{P} is finite, $WEIGHTED_SEARCH_e$ generates a sequence of candidate programs satisfying the prioritization, correctness, and completeness properties.

3.4.2 Divide-and-Conquer Enumeration

We can further improve the search efficiency by adopting the divide-and-conquer enumerative approach [4] when we aim to synthesize programs with conditionals. This approach allows synthesizing large conditional expressions. The idea is to find different expressions that work for different subsets of the inputs, and unify them into a solution that works for all inputs. The sub-expressions are found using enumeration techniques and are then unified into a program using techniques for decision tree learning.

The algorithm enumerates terms and predicates separately and unifies them into a single large conditional expression. For example, in the if-then-else expression $\text{ite}(x \leq y, y, x)$, the terms are x and y , and the predicate is $x \leq y$. To this end, the algorithm initially automatically decomposes a given context-free grammar G into a pair of grammars $\langle G_T, G_P \rangle$ where (a) the *term grammar* G_T is a grammar generating terms of type of target program; and (b) the *predicate grammar* G_P is a grammar generating boolean terms. We refer the reader to [4] for more details.

Our weighted enumeration with the divide-and-conquer strategy is described in Algorithm 3. It takes two statistical program models: the term model G_q^T and the predicate model G_q^P , and the two heuristic functions based on those grammars, respectively. That means we need to train two statistical

Algorithm 3 Weighted Enumerative Search with Divide-and-Conquer Strategy

Function `WEIGHTED_SEARCHeu($G_q^T, G_q^P, \mathbf{pts}, \Phi, g^T, g^P$)`
 // g^T and g^P are the heuristic functions.

- 1: $\langle \mathbf{T}, \mathbf{P} \rangle := \langle \emptyset, \emptyset \rangle$
- 2: **repeat**
- 3: **for all** $pt \in \mathbf{pts}$ **do**
- 4: $\mathbf{T} := \mathbf{T} \cup \{\text{WEIGHTED_SEARCH}_e(G_q^T, \{pt\}, \Phi, g^T)\}$
- 5: **end for**
- 6: $\mathbf{P} := \mathbf{P} \cup \{\text{WEIGHTED_SEARCH}_e(G_q^P, \emptyset, \Phi, g^P)\}$
- 7: $e := \text{LEARNDT}(\mathbf{T}, \mathbf{P}, \mathbf{pts})$
- 8: **until** $e \neq \perp$
- 9: **return** e

models separately using the two grammars. Those models guide the search for terms and predicates, respectively. To simultaneously enumerate both terms and predicates, the algorithm maintains a set of terms (\mathbf{T}) and a set of predicates (\mathbf{P}) that are enumerated so far. Initially, they are empty sets (line 1). In this algorithm, we use the weighted enumerative search described in Section 3.3. In lines 3-5, we enumerate terms in order of likelihood by invoking `WEIGHTED_SEARCHe`. Then we generate a predicate at line 6. Using the generated terms and predicates so far, the algorithm tries to learn a decision tree at line 7 as described in [4]. We find a solution if the function `LEARNDT` finds a condition expression using the terms and predicates. Otherwise, the whole process is repeated until a correct conditional expression is found.

To use `WEIGHTED_SEARCHe` for weighted enumerations of terms and predicates, we slightly modify `WEIGHTED_SEARCHe` into the form of a generator [17] (also called semi-coroutine), so that it can *yield* expressions; it stores the last state when it returns a candidate term/predicate, and resumes the execution from that point when it is invoked next time.

4 Transfer Learning for PHOGs

In this section, we introduce a new learning method to learn PHOGs that generalize well across synthesis problems whose solutions have different probability distributions. We first give preliminaries for PHOG, then present our transfer learning method, and lastly, provide actual instances of the learning method used in the experiments.

4.1 Preliminaries

Higher Order Grammar. A higher order grammar (HOG) \hat{G} is a tuple $\langle N, \Sigma, S, C, \hat{R}, p \rangle$ where N is a set of non-terminal symbols, Σ is a set of terminal symbols, C is a *conditioning* set, S is the start non-terminal symbol, \hat{R} is a set of rules of the form $A[c] \rightarrow \beta$ where $A \in N, \beta \in (N \cup \Sigma)^*$, and $c \in C$. And p is a function of type $(N \cup \Sigma)^* \rightarrow C$.

The definition of HOG is the same as a context-free grammar except that the left-hand side of a production rule is parametrized by a context $c \in C$. The context c can be computed by applying the function p on a sentential form. This

function allows the grammar to condition the expansion of a production rule on richer information than the parent non-terminal as in CFGs.

Probabilistic HOG. A probabilistic higher order grammar (PHOG) \hat{G}_q is a tuple $\langle \hat{G}, q \rangle$ where $\hat{G} = \langle N, \Sigma, S, C, \hat{R}, p \rangle$ is a HOG and $q : \hat{R} \rightarrow \mathbb{R}^+$ scores rules that form a probability distribution, i.e. $\forall A \in N, c \in C. \sum_{A[c] \rightarrow \beta \in R} q(A[c] \rightarrow \beta) = 1$.

4.2 Transfer Learning

We present our learning method based on transfer learning [21, 22]. Transfer learning is a useful technique when the training and testing data are drawn from different probability distributions. In our setting, the training data and testing data are solutions of synthesis problems of which search space \mathbb{P} is defined by a context-free grammar G . The training and testing data often follow different probability distributions because of diverse semantic specifications as already shown in Section 2.

Transfer learning reduces the discrepancy between the probability distributions of the training and testing data. We find and construct a common space (other than \mathbb{P}) where the probability distribution of elements corresponding to the training data is close to those of the testing data.

To this end, we design a *feature map* that transforms programs in \mathbb{P} to another space in which common features of the training and testing data are captured. The new space is also defined by a context-free grammar called a *pivot grammar*. We learn a statistical program model of the pivot grammar that assesses the probability of a given testing instance.

Given a CFG $G = \langle N, \Sigma, S, R \rangle$ and a training set $\mathcal{D} = \{(\Phi_1, \sigma_1), \dots, (\Phi_n, \sigma_n)\}$ which is a set of pairs of synthesis problems and solutions, a feature map $\langle \alpha_N, \alpha_\Sigma \rangle$ generates the pivot grammar $G^\# = \langle N^\#, \Sigma^\#, S^\#, R^\# \rangle$ and the featured training data $\mathcal{D}^\#$ such that

$$\begin{aligned} N^\# &= \{\alpha_N(A) \mid A \in N\}, & \Sigma^\# &= \{\alpha_\Sigma(t) \mid t \in \Sigma\} \\ S^\# &= \alpha_N(S), & R^\# &= \{\alpha_N(A) \rightarrow \alpha_\Delta(\beta) \mid A \rightarrow \beta \in R\} \\ \mathcal{D}^\# &= \{(\Phi_1, \alpha_\Delta(\sigma_1)), \dots, (\Phi_n, \alpha_\Delta(\sigma_n))\} \end{aligned}$$

where α_N is the identity function,

$$\alpha_\Delta(\beta) = \begin{cases} \epsilon & (\beta = \epsilon) \\ \alpha_N(\kappa_1) \cdot \alpha_\Delta(\kappa_2 \dots \kappa_{|\kappa|}) & (\kappa_1 \in N) \\ \alpha_\Sigma(\kappa_1) \cdot \alpha_\Delta(\kappa_2 \dots \kappa_{|\kappa|}) & (\kappa_1 \in \Sigma) \end{cases}$$

and κ_i denotes the i -th symbol of κ . In short, the feature map $\langle \alpha_N, \alpha_\Sigma \rangle$ transforms the original terminals and non-terminals into the corresponding feature symbols (described in the next section).

Next, we learn a pivot PHOG $\langle \hat{G}^\#, q^\# \rangle$ from the pivot grammar $G^\#$ and featured training data $\mathcal{D}^\#$:

$$\hat{G}^\# = \langle N^\#, \Sigma^\#, S^\#, C^\#, \hat{R}^\#, p \rangle$$

Note that the pivot grammar and pivot PHOG have the same structures as the ordinary grammar and PHOG. Thus, learning the pivot PHOG is done by the standard learning process for PHOGs following the previous work [6].

In guiding the search for a solution of a newly given synthesis problem, we use the learned pivot PHOG for a statistical model. Recall that a statistical program model G_q is used in the weighted search algorithm as described in Section 3. We use a statistical model $G_q = \langle G, C, p, q \rangle$ derived from the pivot grammar $\hat{G}^\#$ where $C \subseteq (N \cup \Sigma)^*$ and q assigns a probability for each next possible production $A \rightarrow \beta \in R$ given a current sentential form s as follow:

$$q(A \rightarrow \beta \mid p(s)) = \eta \times q^\#(A[\alpha_\Lambda(p(s))] \rightarrow \alpha_\Sigma(\beta)).$$

where $\eta \in [0, 1]$ is a coefficient for making the sum of the probabilities 1. The rules instantiated from the same featured rule are assigned the same probability. This probability assignment is for making program sentences equivalent modulo the feature map equally likely.

4.3 Instances

We next describe three instances of feature maps used in our experiments. Similar to recent synthesis works that use manually designed abstract semantics [31], domain-specific languages [5], or clues [19], designing a pivot grammar for a new synthesis task needs domain knowledge. We conjecture that the principle behind our feature maps can be reused for other synthesis tasks. For example, the feature maps for the bit-vector and circuit tasks share the same idea that is also a part of the pivot grammar for the string tasks.

Bit-vector manipulation tasks. Figure 4 shows the grammar used in our bit-vector manipulation tasks. Parameter variables can have bit-vector values. We transform terminal symbols corresponding to parameter variables into a single feature terminal symbol param_\star . This transformation enables PHOGs to capture the features for various solutions that have a different number of parameter variables. Let \mathbf{V} be the set of all possible names for parameters. We define the feature map as follows:

$$\Sigma^\# = \Sigma \setminus \mathbf{V} \cup \{\text{param}_\star\}, \quad \alpha_\Sigma(s) = \begin{cases} \text{param}_\star & (s \in \mathbf{V}) \\ s & (\text{otherwise}) \end{cases}$$

Circuit manipulation tasks. Figure 5 shows the grammar used in our benchmarks in the circuit manipulation tasks. We used a similar transformation as the one used for the bit-vector domain, i.e., we merge boolean parameter variables into the featured terminal symbol param_\star .

String manipulation tasks. Figure 6 shows the grammar used in our benchmarks in the string domain. Parameter variables can have either of string, integer, or boolean values. We transform terminal symbols corresponding to parameter variables to handle solutions having different parameter variables. Let $\mathbf{V}_\mathbb{S}$, $\mathbf{V}_\mathbb{Z}$ and $\mathbf{V}_\mathbb{B}$ be the set of all possible names of parameter variables of string, integer, and boolean types. In addition, we also transform terminal symbols of string constants. As shown in Section 2, this transformation is for

Start symbol	S	\rightarrow	$N_\mathbb{Z}$
Bitvector expr	$N_\mathbb{Z}$	\rightarrow	$Var_\mathbb{Z} \mid Const_\mathbb{Z} \mid N_\mathbb{Z} \text{ Bop } N_\mathbb{Z}$ \mid $\neg N_\mathbb{Z} \mid \text{Ite } N_\mathbb{B} N_\mathbb{Z} N_\mathbb{Z}$
Binary op	Bop	\rightarrow	$+ \mid - \mid \& \mid \parallel \mid \times \mid / \mid \ll \mid \gg \mid \text{mod}$
Bitvector param	$Var_\mathbb{Z}$	\rightarrow	$\text{param}_1 \mid \dots \mid \text{param}_n$
Bitvector const	$Const_\mathbb{Z}$	\rightarrow	\dots
Boolean expr	$N_\mathbb{B}$	\rightarrow	$\text{true} \mid \text{false}$ \mid $N_\mathbb{Z} = N_\mathbb{Z} \mid N_\mathbb{B} \wedge N_\mathbb{B} \mid N_\mathbb{B} \vee N_\mathbb{B} \mid \neg N_\mathbb{B}$

Figure 4. The grammar for the bitvector domain.

Start symbol	S	\rightarrow	D_1
Gates at depth 1	D_1	\rightarrow	$D_2 \wedge D_2 \mid D_2 \vee D_2 \mid D_2 \oplus D_2 \mid \neg D_2$
Gates at depth 2	D_2	\rightarrow	$D_3 \wedge D_3 \mid D_3 \vee D_3 \mid D_3 \oplus D_3 \mid \neg D_3$
		\dots	
Gates at depth n	D_n	\rightarrow	$Var_\mathbb{B}$
Boolean param	$Var_\mathbb{B}$	\rightarrow	$\text{param}_1 \mid \dots \mid \text{param}_n$

Figure 5. The grammar for the circuit domain.

Start symbol	S	\rightarrow	$N_\mathbb{S} \mid N_\mathbb{Z} \mid N_\mathbb{B}$
String expr	$N_\mathbb{S}$	\rightarrow	$Var_\mathbb{S} \mid Const_\mathbb{S} \mid \text{ConCat}(N_\mathbb{S}, N_\mathbb{S})$ \mid $\text{Rep}(N_\mathbb{S}, N_\mathbb{S}, N_\mathbb{S}) \mid \text{StrAt}(N_\mathbb{S}, N_\mathbb{Z})$ \mid $\text{SubStr}(N_\mathbb{S}, N_\mathbb{Z}, N_\mathbb{Z}) \mid \text{IntToStr}(N_\mathbb{Z})$ \mid $\text{Ite } N_\mathbb{B} N_\mathbb{S} N_\mathbb{S}$
String param	$Var_\mathbb{S}$	\rightarrow	\dots
String const	$Const_\mathbb{S}$	\rightarrow	\dots
Integer expr	$N_\mathbb{Z}$	\rightarrow	$Var_\mathbb{Z} \mid Const_\mathbb{Z} \mid N_\mathbb{Z} + N_\mathbb{Z} \mid N_\mathbb{Z} - N_\mathbb{Z}$ \mid $\text{Length}(N_\mathbb{S}) \mid \text{StrToInt}(N_\mathbb{S})$ \mid $\text{StrPos}(N_\mathbb{S}, N_\mathbb{S}, N_\mathbb{Z})$
Integer param	$Var_\mathbb{Z}$	\rightarrow	\dots
Integer const	$Const_\mathbb{Z}$	\rightarrow	\dots
Boolean expr	$N_\mathbb{B}$	\rightarrow	$Var_\mathbb{B} \mid \text{true} \mid \text{false} \mid N_\mathbb{Z} = N_\mathbb{Z}$ \mid $\text{PrefixOf}(N_\mathbb{S}, N_\mathbb{S}) \mid \text{SuffixOf}(N_\mathbb{S}, N_\mathbb{S})$ \mid $\text{Contains}(N_\mathbb{S}, N_\mathbb{S})$
Boolean param	$Var_\mathbb{B}$	\rightarrow	\dots

Figure 6. The grammar for the string domain.

dealing with string constants in the context of the input-output specification to avoid overfitting. Let Φ be a specification which is a set of input-output examples and I and O be string constants appearing in the input and output examples, respectively. We define the following sets of strings.

$$\mathbb{S}_{IO} = \{s \in \mathbb{S} \mid \exists s' \in I \cap O. s \leq s'\} \quad \mathbb{S}_I = \{s \in \mathbb{S} \mid \exists s' \in I. s \leq s'\}$$

$$\mathbb{S}_\perp = \{s \in \mathbb{S} \mid \nexists s' \in I \cup O. s \leq s'\} \quad \mathbb{S}_O = \{s \in \mathbb{S} \mid \exists s' \in O. s \leq s'\}$$

where \mathbb{S} is the set of all strings and \leq is the subsequence relation. We represent constant strings using four symbols const_{IO} , const_I , const_O and const_\perp to denote strings belonging to the above four sets, respectively.

Putting it all together, we define the abstraction as follows:

$$\Sigma^\# = \Sigma \setminus (\bigcup_{\diamond \in \{\mathbb{S}, \mathbb{Z}, \mathbb{B}\}} \mathbf{V}_\diamond) \cup \{\text{param}_\diamond \mid \diamond \in \{\mathbb{S}, \mathbb{Z}, \mathbb{B}\}\}$$

$$\setminus (\bigcup_{\diamond \in \{IO, I, O, \perp\}} \mathbb{S}_\diamond) \cup \{\text{const}_\diamond \mid \diamond \in \{IO, I, O, \perp\}\}$$

$$\alpha_\Sigma(s) = \begin{cases} \text{param}_\diamond & (s \in \mathbf{V}_\diamond, \diamond \in \{\mathbb{S}, \mathbb{Z}, \mathbb{B}\}) \\ \text{const}_\diamond & (s \in \mathbb{S}_\diamond, \diamond \in \{IO, I, O, \perp\}) \\ s & (\text{otherwise}). \end{cases}$$

5 Evaluation

We have implemented our approach in a tool called EUPHONY² that we built atop EUSOLVER [4], an open-source search-based synthesizer. EUPHONY consists of 15,416 lines of Python code and 4,375 lines of C++ code. Our tool is available for download at <https://github.com/wslee/euphony>.

We evaluate EUPHONY on synthesis tasks collected from the SyGuS competition benchmarks and online forums. Our evaluation aims to answer the following questions:

- Q1: How does EUPHONY perform on synthesis tasks from a variety of different application domains?
- Q2: How effective are the probabilistic models learnt by EUPHONY from easily obtainable solutions?
- Q3: How does EUPHONY compare with existing general-purpose and domain-specific synthesis techniques?
- Q4: What is the benefit of contextual information and distance estimation for guiding synthesis in EUPHONY?

All of our experiments were conducted on Linux machines with AMD Opteron 3.2GHz CPUs and 128G of memory.

5.1 Experimental Setup

Synthesis Tasks. We chose synthesis tasks from three different application domains: i) string manipulation (STRING), ii) bit-vector manipulation (BITVEC), and iii) circuit transformation (CIRCUIT). We chose these domains based on the following criteria:

- *Diversity.* These domains exercise different logics supported by synthesis solvers, i.e. SMT theories of strings, bit-vectors, and SAT, respectively.
- *Number of Problems.* Since EUPHONY learns and applies a probabilistic model within a domain, we require a sufficient number of problem instances in the domain (> 200) for training and testing purposes.
- *Difficulty.* Each of these domains contains unsolved problem instances using existing solvers such as EUSOLVER.

Benchmarks. We collected all benchmarks from the 2017 SyGuS competition [29] in the above domains. We augmented the string-manipulation tasks with popular online forums for programming tasks, Stackoverflow [28] and Exceljet [9] because of the shortage of SyGus benchmarks.

The **STRING** benchmarks comprise 205 tasks, including all 108 from the SyGuS competition, 37 queries by spreadsheet users in StackOverflow, and 60 articles about Excel programming in Exceljet. All benchmarks correspond to common data manipulation tasks faced by spreadsheet users. The grammar we used for this domain is shown in Figure 6, and the specification comprises between 2 to 400 examples.

²Our solver is a successor of the tool with the same name that participated in the 2017 SyGuS competition [29]. The competition version did not use transfer learning (described in Section 4) and suffered from overfitting.

The **BITVEC** benchmarks comprise 750 problems from the SyGuS competition. These problems concern finding programs equivalent to randomly generated bit-manipulating programs from input-output examples. The benchmarks are motivated by problems in program deobfuscation [16]. The grammar we used for this domain is shown in Figure 4, and the specification comprises between 10 to 1000 examples.

The **CIRCUIT** benchmarks comprise 212 problems from the SyGuS competition. Each problem is, given a circuit C , to synthesize a constant-time circuit C' (i.e. cryptographically resilient to timing attacks) that is functionally equivalent to C . The benchmarks are motivated by attacks on cryptographic modules in embedded systems. The grammar we used for this domain is shown in Figure 5, and the specification is a boolean formula expressing the functional equivalence.

Baseline Solvers. We compare EUPHONY to existing synthesis tools. For all of the three domains, we compare with a general-purpose tool, EUSOLVER, which is the winner of the general track in the 2017 SyGuS competition. It uses search-based synthesis, namely, the divide-and-conquer enumeration strategy. We also compare EUPHONY with a domain-specific synthesis tool FLASHFILL [11] for the STRING domain.

5.2 Effectiveness of EUPHONY

We evaluate EUPHONY on synthesis problems from all three domains and compare it with EUSOLVER. We wish to determine whether EUPHONY can learn a statistical model by training on solutions of easy problems (obtainable by running existing synthesis tools) and generalize it to solve harder problems. For each domain, we use all problems that the baseline tool EUSOLVER could solve within 10 minutes each as the training set, and we train the model for that domain using the solutions found by EUSOLVER. We use all the remaining problems in the domain as testing instances.³ For each such instance, we measure the running time of EUPHONY and the size of the synthesized program, using a timeout of one hour. We also assess the difficulty of each such instance by measuring the running time of EUSOLVER on the instance, using the same timeout limit of one hour.

The results are summarized in Table 3. EUPHONY is able to solve 236 out of 405 problems from the three domains cumulatively, with average and median times of 11m and 2m. On the other hand, EUSOLVER is able to solve only 87 of the problems, with average and median times of 29m and 26m. We next study the results for each domain in detail.

Result for STRING. Out of 82 problems, EUPHONY could solve 27 problems, with average and median times of 6m

³We used solutions found by an existing solver instead of hand-written solutions in order to demonstrate a usage scenario in which Euphony could be readily applicable. However, we can also use hand-written solutions in settings where such solutions are available.

Table 3. Main result comparing the performance of EUPHONY and EUSOLVER. The timeout for both solvers is set to one hour.

Domain	# Benchmark Problems			# Solved Problems		Time (Average)		Time (Median)	
	Total	Training	Testing	EUPHONY	EUSOLVER	EUPHONY	EUSOLVER	EUPHONY	EUSOLVER
STRING	205	123	82	27	22	5m 42s	30m 4s	3s	26m 58s
BITVEC	750	461	289	191	51	11m 13s	30m 5s	2m 21s	28m 0s
CIRCUIT	212	178	34	18	14	14m 5s	25m 30s	17m 25s	19m 9s
Overall	1,167	762	405	236	87	10m 48s	29m 20s	1m 48s	26m 34s

Table 4. EUPHONY results for the STRING benchmarks, where $|E|$ shows the number of examples and **Time** gives synthesis time. The column labeled $|P|$ shows the size of the synthesized program (measured by number of AST nodes).

Benchmark	$ E $	EUPHONY		EUSOLVER	
		$ P $	Time	$ P $	Time
exceljet1	3	10	< 1s	10	16m 6s
exceljet2	3	15	57m 53s	–	> 1h
exceljet3	4	15	1m 40s	–	> 1h
exceljet4	4	14	1m 40s	–	> 1h
stackoverflow1	3	10	1s	9	14m 7s
stackoverflow2	2	17	22m 8s	–	> 1h
stackoverflow3	3	15	27s	10	18m 19s
stackoverflow4	3	13	19s	–	> 1h
stackoverflow5	2	9	1s	9	44m 55s
stackoverflow6	2	20	3m 45s	11	18m 57s
stackoverflow7	2	16	30m 18s	11	36m 46s
stackoverflow8	2	15	18s	–	> 1h
stackoverflow9	2	15	15s	13	22m 46s
stackoverflow10	16	14	32m 31s	–	> 1h
stackoverflow11	3	15	3m 52s	–	> 1h
phone-5	7	11	1s	9	34m 16s
phone-5-long	100	11	< 1s	9	24m 57s
phone-5-long-repeat	400	11	1s	9	24m 1s
phone-5-short	7	11	< 1s	9	58m 13s
phone-6	7	9	1s	9	27m 22s
phone-6-long	100	9	1s	9	27m 52s
phone-6-long-repeat	400	9	1s	9	23m 22s
phone-6-short	7	9	1s	9	26m 14s
phone-7	7	9	1s	9	27m 35s
phone-7-long	100	9	1s	9	27m 22s
phone-7-long-repeat	400	9	1s	9	29m 2s
phone-7-short	7	9	1s	9	27m 5s

Table 5. EUPHONY results for the BITVEC benchmarks. We use the same notation in the caption of Table 4.

Benchmark	$ E $	EUPHONY		EUSOLVER	
		$ P $	Time	$ P $	Time
100_1000	1000	14	6s	1884	40m 39s
108_1000	1000	82	4m 21s	–	> 1h
111_1000	1000	2130	31m 7s	–	> 1h
146_1000	1000	2510	42m 44s	2141	51m 18s
40_100	100	570	2m 40s	–	> 1h
icfp_gen_10.3	25	179	1m 13s	–	> 1h
icfp_gen_15.13	25	66	16m 10s	–	> 1h
icfp_gen_15.2	59	171	26s	–	> 1h
icfp_gen_2.20	18	158	1m 11s	–	> 1h
icfp_gen_3.18	120	577	16m 20s	–	> 1h

and 3s. On the other hand, EUSOLVER could solve 22 problems, with average and median times of 30m and 27m. Table 4 shows the detailed results on the solved problems. Observe that EUPHONY i) found 78% of these solutions within

a minute, ii) solved 8 problems on which EUSOLVER timed out, and iii) outperformed EUSOLVER on all the problems.

The solution sizes of EUPHONY and EUSOLVER are similar. The average and median sizes of solutions found by EUPHONY are 12 and 10, and those of EUSOLVER are 11 and 9.

Result for BITVEC. Out of 289 problems, EUPHONY could solve 191 problems, with average and median times of 12m and 3m. On the other hand, EUSOLVER could solve only 51 of those 191 problems, with average and median times of 30m and 28m. Table 5 shows the detailed results on randomly chosen 10 problems solved by EUPHONY, uniformly distributed over solution sizes. Both solvers use the divide-and-conquer strategy (described in Section 3.4) for this domain. The solution size is not necessarily proportional to the difficulty. For instance, for a specification comprising n input-output examples, an unconvincing solution is a map from input examples to output examples using n conditionals. Therefore, smaller solutions are better in that they are not results of overfitting to the given input-output examples.

Interestingly, EUPHONY generally finds smaller solutions than EUSOLVER. The average and median sizes of solutions found by EUPHONY are 253 and 86, while those of EUSOLVER are 1097 and 208. This size difference shows that our approach helps avoid overfitting in PBE settings by virtue of guiding synthesis toward more likely programs.

Result for CIRCUIT. Out of 34 problems, EUPHONY could solve 18 problems, with average and median times of 14m and 17m. On the other hand, EUSOLVER could solve 14 problems, with average and median times of 26m and 19m. Table 6 shows the detailed results on the solved problems. Observe that EUPHONY i) solved 7 problems on which EUSOLVER timed out, was outperformed by EUSOLVER on only 3 problems, and iii) solved 8 problems within 3m whereas EUSOLVER could not solve any in under 10m.

The solution sizes of EUPHONY and EUSOLVER are similar. The average and median sizes of both solvers are 16 and 15.

Summary of results. EUPHONY is able to solve harder synthesis problems compared to a state-of-the-art baseline tool in diverse domains. Moreover, it suffices to train EUPHONY on easily obtainable solutions for this purpose. The three evaluated domains not only exercise different SMT theories but also different kinds of specifications (PBE vs. logical) of the desired programs. Finally, EUPHONY helps avoid overfitting in the case of PBE specifications.

Table 6. EUPHONY results for the CIRCUIT benchmarks. #Iter is the number of CEGIS iterations needed until EUPHONY finds a solution. For the other columns, we use the same notation as in Table 4.

Benchmark	#Iter	EUPHONY		EUSOLVER	
		P	Time	P	Time
CrCy_10-sbox2-D5-sIn104	15	17	37m 55s	15	29m 46s
CrCy_10-sbox2-D5-sIn14	9	15	1m 33s	14	20m 56s
CrCy_10-sbox2-D5-sIn15	9	15	1m 35s	14	21m 46s
CrCy_10-sbox2-D5-sIn80	13	16	26m 29s	14	11m 15s
CrCy_10-sbox2-D5-sIn92	13	16	31m 38s	14	14m 18s
CrCy_6-P10-D5-sIn	9	13	2m 46s	13	41m 23s
CrCy_6-P10-D5-sIn3	9	15	1m 3s	–	>1h
CrCy_6-P10-D7-sIn	13	15	21m 4s	15	57m 32s
CrCy_6-P10-D7-sIn3	9	15	1m 13s	15	10m 4s
CrCy_6-P10-D7-sIn5	11	17	25m 1s	–	>1h
CrCy_6-P10-D9-sIn	11	17	16m 26s	–	>1h
CrCy_6-P10-D9-sIn3	6	17	17s	17	11m 14s
CrCy_6-P10-D9-sIn5	11	19	21m 20s	–	>1h
CrCy_8-P12-D5-sIn1	9	13	2m 46s	13	36m 45s
CrCy_8-P12-D5-sIn3	9	15	1m 5s	–	>1h
CrCy_8-P12-D7-sIn1	13	15	18m 24s	15	56m 27s
CrCy_8-P12-D7-sIn5	11	17	29m 29s	–	>1h
CrCy_8-P12-D9-sIn1	11	17	19m 25s	–	>1h

5.3 Comparison to FLASHFILL

We compare EUPHONY with FLASHFILL [11], a state-of-the-art synthesizer specialized for string manipulation tasks. Since the FLASHFILL DSL is not general enough, we consider only 113 of the 205 STRING benchmarks. As before, we train a model from solutions found by FLASHFILL within 30s, and apply it to the remaining instances. This testing set comprises 22 instances and we use a timeout of 10m per instance.

The result is summarized in Table 7. In terms of the number of solved problems, FLASHFILL is better than EUPHONY (EUPHONY timed out on 2 problems whereas FLASHFILL solved all). However, EUPHONY significantly outperforms FLASHFILL in terms of synthesis time. Except for one problem, EUPHONY is able to find solutions within 1 minute, with average and median times of 13s and 3s. On the other hand, FLASHFILL solves only 4 problems within one minute, with average and median times of 140s and 78s.

The reason for the two unsolved problems is mainly due to the lack of training data. Because of the limited expressiveness power of the FLASHFILL DSL, we are restricted to a smaller number of training instances. Overall, our results show that our approach provides significant performance gains that are complementary to those achieved by FLASHFILL, and it is promising to incorporate our approach into such domain-specific synthesizers.

5.4 Efficacy of PHOG and A*

We now evaluate the effectiveness of design choices made in EUPHONY, namely PHOG and A* search. For this purpose, we compare the performance of four variants of EUPHONY, each using a different combination of probabilistic model (PHOG or PCFG) and search algorithm (A* or uniform). We

Table 7. Comparison between EUPHONY and FLASHFILL. The timeout for both solvers is set to 10 minutes.

Benchmark	EUPHONY	FLASHFILL
stackoverflow12	1s	50s
exceljet5	3s	47s
dr-name-long	2s	1m 11s
firstname-long	1s	1m 4s
lastname-long	1s	58s
name-combine-2-long	34s	1m 19s
name-combine-3-long	2s	1m 19s
name-combine-4-long	1m 24s	1m 27s
name-combine-long	1s	1m 53s
phone-1-long	37s	1m 28s
phone-2-long	13s	1m 5s
phone-3-long	> 10m	9m 26s
phone-4-long	1s	5m 8s
phone-5-long	3s	36s
phone-6-long	35s	1m 17s
phone-7-long	35s	1m 10s
phone-8-long	3s	1m 9s
phone-9-long	> 10m	3m 53s
phone-long	2s	1m 1s
reverse-name-long	1s	1m 49s
univ_1	3s	6m 60s
univ_1_short	3s	5m 27s
Average	13s	2m 20s
Median	3s	1m 18s

denote these as A^*+PHOG , $Uniform+PHOG$, A^*+PCFG , and $Uniform+PCFG$.

Figure 8 is a cactus plot that summarizes the results for all four variants using all the benchmark problems in our testing set across the three domains. A^*+PHOG , $Uniform+PHOG$, A^*+PCFG , and $Uniform+PCFG$ are able to solve 236, 209, 133, 22 instances, respectively. We conclude that overall, PHOG significantly outperforms PCFG, and A* outperforms uniform search.

6 Related Work

We discuss related work on program synthesis techniques, including probabilistic models, search optimizations, domain specializations, and refutation-based techniques.

Probabilistic Models. Recent works have demonstrated significant performance gains in synthesizing programs in certain domains by exploiting probabilistic models [5, 19]. DeepCoder [5] guides the search for straight-line programs that manipulate numbers and lists using a recurrent neural network. Menon et al. [19] use probabilistic context-free grammars to synthesize string-manipulating programs from examples. By targeting the SyGuS formulation, our approach extends these performance benefits of probabilistic models to a variety of domains, as our evaluation demonstrates.

Search Optimizations. Our approach is complementary to existing search optimization techniques in program synthesis. We already showed how our approach maintains the optimizations in the existing enumerative search strategies (Section 3.4). In addition, it could be combined with the idea

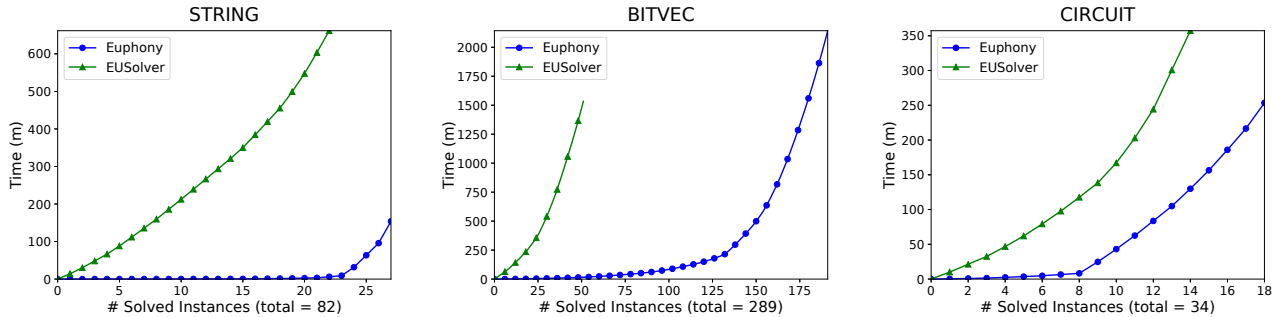


Figure 7. Comparison between EUPHONY and EUSOLVER on different domains. The timeout for both solvers is set to one hour.

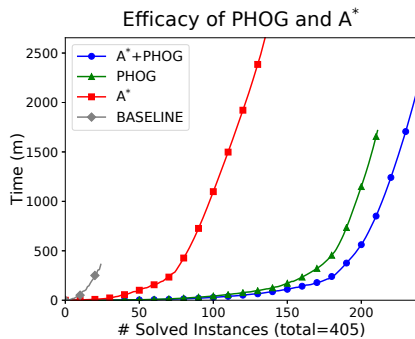


Figure 8. Comparison of different variants of EUPHONY.

of leveraging type checking for synthesis [10, 20, 24], by using our method to guide the search within the search space pruned using type information.

Domain Specializations. Recent proposals for speeding up synthesis exploit domain knowledge in various forms, including abstract semantics [31], domain-specific languages [5, 7, 23], templates [15] and features of input-output examples [19]. While probabilistic models can themselves be viewed as a kind of domain specialization, our feature maps allow such models to generalize well across synthesis problems in a domain when their solutions have different probability distributions.

Refutation Techniques. CVC4 [27] is a refutation-based tool that also targets the SyGuS formulation. In contrast to search-based techniques, refutation-based techniques use an SMT solver to extract solutions from unsatisfiability proofs of the negated form of synthesis constraints. A technique called counterexample-guided quantifier instantiation (CEGQI) makes finding such proofs feasible in practice. We compared EUPHONY to CVC4 on all the benchmark problems in our evaluation. EUPHONY solved 26x more instances and was 4x faster than CVC4.

7 Conclusion

We presented a general approach to accelerate search-based program synthesis by leveraging a probabilistic program model to guide the search towards likely programs. Our

approach comprises a weighted search algorithm that is applicable to a wide range of probabilistic models. We also proposed a method based on transfer learning that allows a state-of-the-art probabilistic model, PHOG, to avoid overfitting. We demonstrated the effectiveness of the approach on a large number of synthesis problems from a variety of application domains. The experimental results show that our approach outperforms existing general-purpose and domain-specific synthesis tools.

Acknowledgments

We thank the reviewers for insightful comments. We are also grateful to Mukund Raghothaman and Arjun Radhakrishna for their helpful suggestions. The first author is also affiliated with Hanyang University. This research was supported by DARPA under agreement #FA8750-15-2-0009 and NSF awards #1138996, #1253867, and #1526270.

References

- [1] Miltiadis Allamanis, Earl T. Barr, Christian Bird, and Charles Sutton. 2015. Suggesting Accurate Method and Class Names. In *Proceedings of the 2015 10th Joint Meeting on Foundations of Software Engineering (ESEC/FSE 2015)*.
- [2] Miltiadis Allamanis and Charles Sutton. 2014. Mining Idioms from Source Code. In *Proceedings of the 22nd ACM SIGSOFT International Symposium on Foundations of Software Engineering (FSE 2014)*.
- [3] Rajeev Alur, Rastislav Bodik, Garvit Juniwal, Milo M. K. Martin, Mukund Raghothaman, Sanjit A. Seshia, Rishabh Singh, Armando Solar-Lezama, Emina Torlak, and Abhishek Udupa. 2013. Syntax-guided synthesis. In *Formal Methods in Computer-Aided Design (FMCAD '13)*.
- [4] Rajeev Alur, Arjun Radhakrishna, and Abhishek Udupa. 2017. Scaling Enumerative Program Synthesis via Divide and Conquer. In *Proceedings of 23rd International Conference on Tools and Algorithms for the Construction and Analysis of Systems (TACAS '17)*.
- [5] M. Balog, A. L. Gaunt, M. Brockschmidt, S. Nowozin, and D. Tarlow. 2017. DeepCoder: Learning to Write Programs. In *5th International Conference on Learning Representations (ICLR '17)*.
- [6] Pavol Bielik, Veselin Raychev, and Martin Vechev. 2016. PHOG: Probabilistic Model for Code. In *Proceedings of the 33rd International Conference on International Conference on Machine Learning (ICML '16)*.
- [7] Jacob Devlin, Jonathan Uesato, Surya Bhupatiraju, Rishabh Singh, Abdel-rahman Mohamed, and Pushmeet Kohli. 2017. RobustFill: Neural Program Learning under Noisy I/O. In *Proceedings of the 34th International Conference on Machine Learning (ICML '17)*. 990–998.

- [8] Hassan Eldib, Meng Wu, and Chao Wang. 2016. Synthesis of Fault-Attack Countermeasures for Cryptographic Circuits. In *28th International Conference on Computer Aided Verification (CAV '16)*.
- [9] Exceljet. 2017. <https://exceljet.net>.
- [10] Jonathan Frankle, Peter-Michael Osera, David Walker, and Steve Zdancewic. 2016. Example-directed Synthesis: A Type-theoretic Interpretation. In *Proceedings of the 43rd Annual ACM SIGPLAN-SIGACT Symposium on Principles of Programming Languages (POPL '16)*.
- [11] Sumit Gulwani. 2011. Automating String Processing in Spreadsheets Using Input-output Examples. In *Proceedings of the 38th Annual ACM SIGPLAN-SIGACT Symposium on Principles of Programming Languages (POPL '11)*.
- [12] Sumit Gulwani, Susmit Jha, Ashish Tiwari, and Ramarathnam Venkatesan. 2011. Synthesis of Loop-free Programs. In *Proceedings of the 32nd ACM SIGPLAN Conference on Programming Language Design and Implementation (PLDI '11)*.
- [13] P. E. Hart, N. J. Nilsson, and B. Raphael. 1968. A Formal Basis for the Heuristic Determination of Minimum Cost Paths. *IEEE Transactions on Systems Science and Cybernetics* 4, 2 (July 1968).
- [14] Abram Hindle, Earl T. Barr, Zhendong Su, Mark Gabel, and Premkumar Devanbu. 2012. On the Naturalness of Software. In *Proceedings of the 34th International Conference on Software Engineering (ICSE '12)*.
- [15] Jeevana Priya Inala, Rohit Singh, and Armando Solar-Lezama. 2016. Synthesis of Domain Specific CNF Encoders for Bit-Vector Solvers. In *International Conference on Theory and Applications of Satisfiability Testing (SAT '16)*. 302–320.
- [16] Susmit Jha, Sumit Gulwani, Sanjit A. Seshia, and Ashish Tiwari. 2010. Oracle-guided Component-based Program Synthesis. In *Proceedings of the 32nd ACM/IEEE International Conference on Software Engineering (ICSE '10)*.
- [17] Donald E. Knuth. 1997. *The Art of Computer Programming, Volume 1 (3rd Ed.): Fundamental Algorithms*.
- [18] Sergey Mehtaev, Jooyong Yi, and Abhik Roychoudhury. 2016. Angelix: Scalable Multiline Program Patch Synthesis via Symbolic Analysis. In *Proceedings of the 38th International Conference on Software Engineering (ICSE '16)*.
- [19] Aditya Krishna Menon, Omer Tamuz, Sumit Gulwani, Butler Lampson, and Adam Tauman Kalai. 2013. A Machine Learning Framework for Programming by Example. In *Proceedings of the 30th International Conference on International Conference on Machine Learning (ICML '13)*.
- [20] Peter-Michael Osera and Steve Zdancewic. 2015. Type-and-example-directed Program Synthesis. In *Proceedings of the 36th ACM SIGPLAN Conference on Programming Language Design and Implementation (PLDI '15)*.
- [21] Sinno Jialin Pan, Ivor W. Tsang, James T. Kwok, and Qiang Yang. 2009. Domain Adaptation via Transfer Component Analysis. In *Proceedings of the 21st International Joint Conference on Artificial Intelligence (IJCAI '09)*.
- [22] Sinno Jialin Pan and Qiang Yang. 2010. A Survey on Transfer Learning. *IEEE Transactions on Knowledge and Data Engineering* 22, 10 (October 2010).
- [23] Emilio Parisotto, Abdel-rahman Mohamed, Rishabh Singh, Lihong Li, Dengyong Zhou, and Pushmeet Kohli. 2017. Neuro-Symbolic Program Synthesis. In *Proceedings of the International Conference on Learning Representations (ICLR '17)*.
- [24] Nadia Polikarpova, Ivan Kuraj, and Armando Solar-Lezama. 2016. Program Synthesis from Polymorphic Refinement Types. In *Proceedings of the 37th ACM SIGPLAN Conference on Programming Language Design and Implementation (PLDI '16)*.
- [25] Yewen Pu, Karthik Narasimhan, Armando Solar-Lezama, and Regina Barzilay. 2016. sk_p: a neural program corrector for MOOCs. In *Companion Proceedings of the 2016 ACM SIGPLAN International Conference on Systems, Programming, Languages and Applications: Software for Humanity (SPLASH '16)*.
- [26] Veselin Raychev, Pavol Bielik, and Martin Vechev. 2016. Probabilistic Model for Code with Decision Trees. In *Proceedings of the 2016 ACM SIGPLAN International Conference on Object-Oriented Programming, Systems, Languages, and Applications (OOPSLA 2016)*.
- [27] Andrew Reynolds, Morgan Deters, Viktor Kuncak, Cesare Tinelli, and Clark W. Barrett. 2015. Counterexample-Guided Quantifier Instantiation for Synthesis in SMT. In *Proceedings of 27th International Conference on Computer Aided Verification (CAV '15)*.
- [28] Stackoverflow. 2017. <https://stackoverflow.com>.
- [29] SyGuS 2016 Competition. 2016. <http://sygus.seas.upenn.edu/SyGuS-COMP2017.html>.
- [30] Abhishek Udupa, Arun Raghavan, Jyotirmoy V. Deshmukh, Sela Mador-Haim, Milo M.K. Martin, and Rajeev Alur. 2013. TRANSIT: Specifying Protocols with Concolic Snippets. In *Proceedings of the 34th ACM SIGPLAN Conference on Programming Language Design and Implementation (PLDI '13)*.
- [31] Xinyu Wang, Isil Dillig, and Rishabh Singh. 2017. Program Synthesis using Abstraction Refinement. *CoRR* abs/1710.07740 (2017). arXiv:1710.07740